

## Blowers Green Primary: School at Home **Year 2**

Week 4 : Tuesday 28<sup>th</sup> April 2020



E-mail: [yeartwo@blowers.dudley.sch.uk](mailto:yeartwo@blowers.dudley.sch.uk)

Good morning Class 2!

Below are your 'School at Home' tasks for today along with any links and resources which will help you to complete your home learning.

You can e-mail any questions you might have to the e-mail address above.




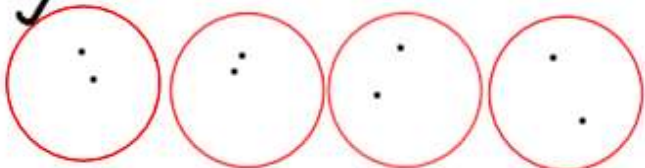
Some supporting materials and tasks are at the bottom (after the table below). Keep scrolling down to find them!

Good luck and well done for continuing your learning and working so hard! We can't wait to see your work.

Mrs Potter & Miss Pylypiak-Clancy

P.S

Remember, you also have your challenges to work on!

Subject	Task
PE	<p>Live at 9am every day, take part in 'P.E. with Joe Wicks' using the link below:</p> <p><a href="https://www.youtube.com/channel/UCAxWIXTOiEJo0TYIRfn6rYQ">https://www.youtube.com/channel/UCAxWIXTOiEJo0TYIRfn6rYQ</a></p>
Maths	<p><u>Warm your maths brains up today by:</u></p> <ul style="list-style-type: none"> <li>• Practise your 2x, 3x, 5x and 10x tables on times table rock stars</li> </ul> <p>What number do you get if you double each of these numbers?</p> <p><u>Remember</u> double means adding the same number twice. For example double 5 is 10 (5+5).</p> <ol style="list-style-type: none"> <li>1. 3</li> <li>2. 2</li> <li>3. 4</li> <li>4. 6</li> <li>5. 8</li> </ol> <p><b>Fractions- finding a quarter</b></p> <p>When we find a quarter of a number, we have to split the number into four equal parts.</p> <p>A <b>quarter</b> is the name of one of these parts.</p> <p><b>Remember we work out fractions like this;</b></p> <p>When the denominator (the number below the line) is 4, we are sharing into 4 equal parts. So, we draw 4 sharing circles.</p> <div style="display: flex; align-items: center; margin-top: 10px;"> <div style="margin-right: 20px;"> <math display="block">\begin{array}{r} 1 \\ \hline 4 \end{array}</math> </div> <div style="margin-right: 20px;">of 8</div> <div style="margin-right: 20px;">✓</div> <div>  </div> </div> <p>We then share 8 equally between the 4 sharing circles. I have ticked one circle because the numerator (the number above the line), is 1, so we are finding one equal part.</p> <div style="display: flex; align-items: center; margin-top: 10px;"> <div style="margin-right: 20px;"> <math display="block">\begin{array}{r} 1 \\ \hline 4 \end{array}</math> </div> <div style="margin-right: 20px;">of 8</div> <div style="margin-right: 20px;">✓</div> <div>  </div> </div> <p>After counting one sharing circle I can see one quarter of <math>8 = 2</math>.</p>

Find a quarter of these numbers. Do as many as you can. Start on **red**, then **yellow**, then **green**. Do the challenge attached below if you can.

4

20

36

12

28

44

8

32

40

16

24

48

## Phonics/ SPaG

### Adding 'ed'

Practise the rules for adding 'ed' to a verb by completing the activities attached below. Start on activity 1 and do activity 2 if you can. To complete activity 1, use the words in the circles to complete each sentence.

## Writing

This week we will be continuing to focus our writing on the story of 'The Selfish Crocodile' by Faustin Charles.



After the animals hear the sounds of the crocodile in pain, they set off to find out what is making the noise. Each animal moves in a different way. Use action verbs shown below to write a sentence telling us how the animals move. Write as many sentences as you can. You could even use an expanded noun phrase to make your sentences more interesting if you can.

hurried stomped  
scurried slithered  
bounded hopped  
leaped




	<p>Here are our sentences:</p> <p>The elephant <u>stomped</u> towards the sound.</p> <p>Or The <u>big, grey</u> elephant <u>stomped</u> towards the sound.</p> <p><u>Challenge</u></p> <p>Write another sentence telling us how the animals feel as they move towards the loud sound.</p> <p><u>Remember:</u> If you find this tricky, write a sentence telling us how each animal moves. For example:</p> <p>The snake slithered. The monkey jumped.</p>
Reading	Practise your reading skills by answering the questions in reading activity 1 attached below. If you find this tricky try reading activity 2.
History	<p>You should now know lots of information about the Victorians. We have attached some photographs of artefacts from the Victorian era. Write down what you think each artefact is. If you want to, you could tell us what it is used for.</p> <p>For example:</p> <div data-bbox="296 1240 715 1554" data-label="Image"> </div> <p>An iron for ironing clothes.</p>
Extra fun:	<p>If you want to read a new and exciting book choose one from this website:</p> <p><a href="https://www.oxfordowl.co.uk/for-home/find-a-book/library-page/">https://www.oxfordowl.co.uk/for-home/find-a-book/library-page/</a></p>

## Maths activity

Here are 8 counters.



a) Share the counters equally into 4 groups.



b) Complete the sentences.

counters are shared equally

between  groups.

There are  counters in each group.

c) What is  $\frac{1}{4}$  of 8?

How did you work this out?

2.



I can find a quarter by halving a number and halving again.

Use this method to find  $\frac{1}{4}$  of 12



$\frac{1}{4}$  of 12 =

## SPaG activity 1



**wash**

a) Tina wash \_\_\_\_\_ her hands.



**pick**

b) Fay pick \_\_\_\_\_ up the toys.



**play**

c) We \_\_\_\_\_ in the sand.



**need**

d) Jo \_\_\_\_\_ a drink.



**kick**

e) Jack \_\_\_\_\_ the ball.



**wait**

f) Mum \_\_\_\_\_ for the bus.

## SPaG activity 2

clean → \_\_\_\_\_  
start → \_\_\_\_\_  
call → \_\_\_\_\_  
gleam → \_\_\_\_\_

If the verb already ends in the letter 'e', remove the 'e' and add -ed.

notice → \_\_\_\_\_  
recycle → \_\_\_\_\_

If the verb ends in a **consonant** and a 'y', the 'y' becomes an 'i' before you add -ed.

carry → \_\_\_\_\_

If the verb ends with **one vowel** and **one consonant**, double the **consonant** before adding -ed.

stop → \_\_\_\_\_  
beg → \_\_\_\_\_

## Paul the Lucky Octopus

- 10 Over the past few weeks, Paul the Octopus has been  
19 predicting the result of the World Cup football games.  
23 He's an amazing animal!
- 32 Before each match, the sea creature's owners have been  
41 putting some clear, plastic boxes into Paul's tank. Each  
51 box is decorated with the flag of a football team.
- 61 Paul has been choosing one of the boxes by crawling  
71 towards it and he has correctly guessed the winner of  
81 six football games so far in the World Cup competition.
- 92 Is Paul a football expert or just a very lucky octopus?  
96 What do you think?



## Quick Questions



1. What does Paul predict the results of?

\_\_\_\_\_



2. Which adjectives has the author used to describe the boxes in Paul's tank?

\_\_\_\_\_



3. Why do some people think Paul is a football expert?

\_\_\_\_\_

\_\_\_\_\_

\_\_\_\_\_



4. What do you think – is Paul just a lucky octopus?


\_\_\_\_\_

\_\_\_\_\_

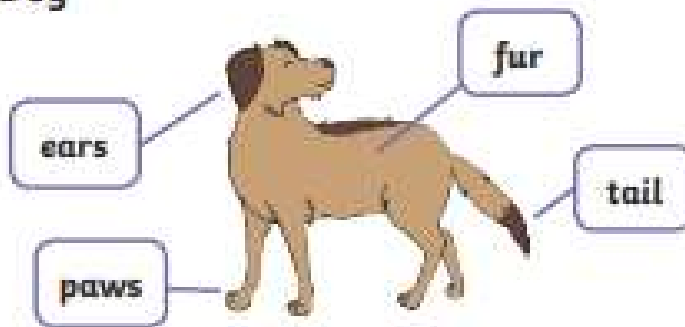


## Taking Care of a Dog

Dogs are great pets to have and they are lots of fun.



### A Dog



Baby dogs are called puppies. When they are born, they have lots of brothers and sisters.



Dogs need to run a lot to stay healthy. They need to go for daily walks and play every day. Make sure your dog has a lead so you can keep them safe.



### Things a dog will need:

food bowl



water bowl



lead



bed



toy



## Questions

1. What two things will a dog need?
  - a) a bed
  - b) a cage
  - c) a toy
2. What is a bag dog called?
  - a) kitten
  - b) chick
  - c) puppy
3. What does 'daily' mean?
  - a) every second
  - b) every day
  - c) every year
4. What do dogs need on a walk to stay safe?
  - a) a ball
  - b) a coat
  - c) a lead
5. Why do dogs need to run a lot?
  - a) To stay healthy
  - b) To eat more food
  - c) To get to sleep

## History activity



1.



2.



3.



4.



5.

### Challenge

What is different about this light compared to one in your home?